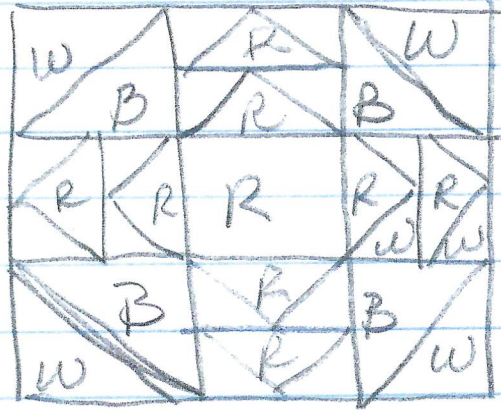


Spunky BOM June 2023

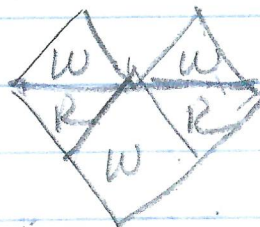
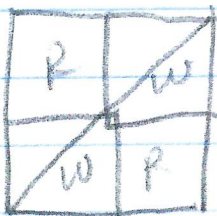
cut

Blue 2-5" sq
 white 2-5" sq
 8-3" sq
 Red 2-5½" sq
 1 4½" sq



Draw a diagonal line on the 5" white squares. Sew ¼" on each side of the line. trim to 4½" sq.
 4 at once Flying Geese

Draw a line on each 3" white squares. Place and sew ¼" on each side of the line. Cut on diagonal line. add the last sq and sew. Trim to 2½" x 4½".



assembly according to top diagram.